

Arabic Calligraphy and Coats of Arms

The Museum of Royal Worcester looks after many objects which have calligraphy and design inspiration from the Middle East and India. The museum also cares for objects with beautiful coats of arms. Let's take both calligraphy and coats of arms to create a brand new plate design!

Some useful terms...

Calligraphy: Art of writing using words and drawings to create something that can be read like a book, and is also beautiful!

Arabic: The fifth most spoken language in the world, mainly spoken in North Africa and the Middle East.

Islam: Religion followed by Muslims. 'Islam' means submission to the will of God.

Coat of Arms: Unique colours, patterns and shapes to represent a person/family.

Heraldry: System used to identify different coats of arms.

Who Am I?

Your identity is who you are. This can be defined in many ways, such as your name or beliefs.

Calligraphy and heraldry were both ways of using letters and symbols to define an identity.

This is done all over the world by rulers and royal families as a way to make a mark that can be recognised as theirs. And rulers in the Middle East and Northern India added (calligraphy) to make their mark unique to them.

Colours, shapes and images were also used to represent identity.



This pink plate has the title of the Nawab of the Carnatic 'Amir al-Hind Nawab 'Azam Jah Bahadur'.

Azam Jah's title is in the form of a seal or stamp, just like on a European coat of arms! Turn

Arabic Calligraphy and Coats of Arms

On this page you will find the letters of the Arabic alphabet. You might find it useful to have this page to refer to when you start your design!



Remember this plate
for the Nawab of the
Carnatic 'Amir al-
Hind Nawab 'Azam
Jah Bahadur'?

ثلج thaa	تفاحة taa	بيت baa	أناناس alif
دراجة daal	خبز khaa	حقيبة haa	جزر djiim
سفينة siin	زيتون zaay	ريشة raa	ذرة dhaal
طائرة taa	ضوء daad	صاروخ saad	شمس shiin
فراولة faa	غيم ghayn	عنب ayn	ظرف dhaa
موز miim	ليمون laam	كرسي kaaf	قلم qaaf
يقطين yaa	وردة waaw	هدية haa	نجمة noon

Royal Worcester' and the c51 crown device are registered by and used under kind permission from Portmeirion Group UK Ltd to whom all rights are reserved. MoRW is a registered charity No. 223753.










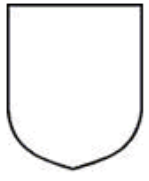











MUSEUM OF
ROYAL
WORCESTER

Arabic Calligraphy and Coats of Arms

How do you create your own coat of arms? On the left are examples of different colours used to decorate them and what those colours mean.

On the right are a few tips to explain the meanings of some of the lines and symbols used in heraldry.

Colors					Colour Meanings	Examples of lines and their meanings				
						White - peace				
Metals		Stains			Gold - generosity	Sea/water	Clouds/air	Earth/land	Fortress	Fire
					Blue - loyalty, strength	Examples of symbols and their meanings				
					Green - joy, hope					
					Orange - ambition	Authority	Protection	Intelligence	Courage	Glory
					Maroon - patience					
					Black - grief, resistance					

Some examples of coats of arms from the museum's collection.



Royal Worcester' and the c51 crown device are registered by and used under kind permission from Portmeirion Group UK Ltd to whom all rights are reserved. MoRW is a registered charity No. 223753.

Arabic Calligraphy and Coats of Arms - Your turn!

We want you to design your own plate using the Arabic alphabet and a coat of arms made to reflect your identity!

Use the previous pages to get started, but make sure to add your own special touch to your designs!

You will need:

- Plain paper
- Pen or pencil
- Set of colouring pens or pencils
- Some **IMAGINATION!**

First, grab a pen or pencil and write your name out on a piece of plain paper using Arabic letters.

REMEMBER

- To write right-to-left.
- The letters should be joined together!
- If this is too hard, then just write it in English.

Next, draw a picture to go with your name. This could be a portrait of yourself or your family, or something else that is special to you. You could also use one of the symbols in the heraldry table!



Now add some shapes and patterns!

Try copying out some of the Arabic alphabet.



Finally, get your colouring pens or pencils and start adding some colour! You can pick some from the table on heraldry colours to add meaning to your creation.



When you've made your design and are happy with it, we'd love to see it!

Send it to us at

info@museumofroyalworchester.org,

or tag us on our social media:

[facebook.com/TheMoRW](https://www.facebook.com/TheMoRW).

Instagram @the_morw

Twitter @TheMoRW