

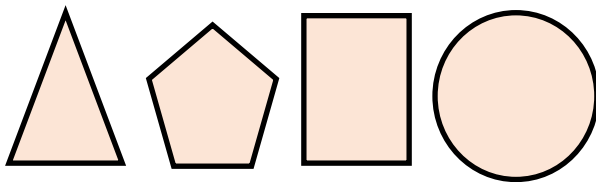
## Museum of Royal Worcester Design Challenge: Symmetrical vases

For 250 years, Worcester factories made beautiful china for people's homes. They made everything you could think of from porcelain, including *cups and saucers, teapots, umbrella stands, flower pots and vases*, all with beautiful shapes! The factory's designers worked hard to make sure their vases were very beautiful and more inventive than others in the shops. Some had handles, some had lids, and they often made shapes which were **symmetrical**.

### Symmetry

Something is symmetrical when it is the same on both sides. A shape has symmetry if a central dividing line (also known as a mirror line) can be drawn on it, to show that both sides are exactly the same.

Can you show on these shapes where the lines of symmetry would be?



Here are a few Royal Worcester vases with their single line of symmetry drawn on already:



### Drawing a mirror image

Artists working at the Worcester porcelain factories had to draw their designs for vase shapes before a modeller could make them out of clay. They often drew only half the shape, as the other side was exactly the same!




## Museum of Royal Worcester Design Challenge: Symmetrical vases

For 250 years, Worcester factories made beautiful china for people's homes. They made everything you could think of from porcelain, including *cups and saucers, teapots, umbrella stands, flower pots and vases*, all with beautiful shapes! The factory's designers worked hard to make sure their vases were very beautiful and more inventive than others in the shops. Some had handles, some had lids, and they often made shapes which were **symmetrical**.

Can you draw the mirror image of this vase on the graph paper? To be symmetrical it must look the same on both sides.

(Hint: you can fold along the mirror line and hold it in front of a mirror to see if you're getting it right.)

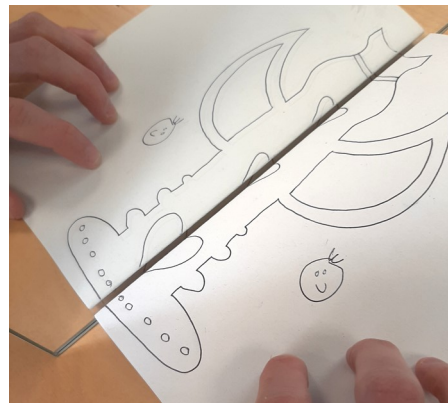


### Time to invent your vase shape!

We think you're ready to design your own symmetrical vase. Grab a sheet of paper and give it a go.

If you want to see a perfect mirror image of your design, fold it in half down the centre, before holding it up against a mirror.

Wow!



When you've designed your vase and are happy with it we'd love to see it!

Send it to us at [info@museumofroyalworchester.org](mailto:info@museumofroyalworchester.org), or post it to our Facebook page [facebook.com/TheMoRW](https://facebook.com/TheMoRW).

Royal Worcester' and the c51 crown device are registered by and used under kind permission from Portmeirion Group UK Ltd to whom all rights are reserved.

MoRW is a registered charity No. 223753.



## Inspiration from the Museum of Royal Worcester's Collection

Use the images on this page to inspire you when thinking about creating your vase. You might not have a huge collection of vases like the Museum, but you probably have a window to the outside world, and a few books. Maybe you even have a television and access to the internet? Think about your favourite things; you could even take this opportunity to draw what you miss most about the outside world...



Because the pots were made by hand they sometimes weren't as symmetrical as they should have been! Oops...

